

JSBC & ASBC 2026

Japan Steel Bridge Competition &
Asia Steel Bridge Competition 2026

Implementation Guidelines Public Version

Updated May 21, 2025

ASBC 2026 Organizing Committee
JSBC 2026 Organizing Committee

Dates: Tuesday, August 25 - Thursday, August 27, 2026
Venue: Seiren Dream Arena (Fukui Prefectural Gymnasium)

Contents

1.	Introduction	3
1.1.	Definitions of Terms.....	3
1.2.	Positioning and Basic Framework.....	3
1.3.	Basic Event Information.....	4
1.4.	General Notices.....	4
1.5.	Participation Fees (tentative).....	5
2.	Event Venue.....	5
2.1.	Address.....	5
2.2.	Access.....	6
2.3.	Floor Map.....	6
3.	Schedule (tentative).....	8
3.1.	Schedule Overview.....	8
3.2.	Deadline.....	8
3.3.	Basic Competition Procedure.....	8
3.4.	Detailed Schedule.....	9
4.	Competition Procedures.....	11
4.1.	Presentation Competition.....	11
4.2.	Construction Competition.....	13
4.3.	Aesthetics Competition.....	15
4.4.	Loading Competition.....	15
5.	Company Exhibition.....	17
6.	Participating Schools and Companies.....	18

Japan Steel Bridge Competition and Asia Steel Bridge Competition 2026 (JSBC & ASBC 2026)

Homepage : <http://bricom.jp/asia-steel-bridge-competition-2026/>

Registration

Pre-entry (From May 22 to May 31) : <https://forms.gle/RFuojfrqZZkpkbo7>

Registration (From June 15 to July 10) :

Submission (by August 7)

Posters for Presentation Competition :

Posters for Presenting Research Activities :

Other

Question Submission Form: <https://forms.gle/BGzrXEhuUMPnYpFs9>

1. Introduction

1.1. Definitions of Terms

- JSBC: Japan Steel Bridge Competition.
- ASBC: Asia Steel Bridge Competition.
- School: A university, college of technology, or equivalent educational institution.
- Company: A company, association, or organization related to steel bridges.

Competition Divisions

- Student Division: A competition division for teams consisting students from schools.
- Company Division: A competition division for teams consisting members from companies.

Major Committees Involved in Competition Operations

- Competition Committee:
The committee responsible for planning and managing the competition procedures, including the construction, aesthetic, presentation, and loading events.
- Rules Committee:
The committee responsible for interpreting the competition rules, conducting inspections, and ensuring that the competition is carried out in accordance with the rulebook.
- Public Relations (PR) Committee:
The committee responsible for public relations activities, including photography, information dissemination, and publicity related to the event.

1.2. Positioning and Basic Framework

- The bridge competition 2026 will be held as a special joint event hosted by JSBC and ASBC.
- As a general principle, both competitions will be conducted under the same rules.
- The event consists of two divisions: the Student Division and the Company Division.
- Competition events for the Student Division and the Company Division may be conducted simultaneously; however, the results will be evaluated separately.



Fig.1.1 Organizational Structure of JSBC & ASBC 2026 in Japan

Table 1.1 Overview of Competition Events by Division

	Student division	Company division
Participants	Students from Schools (Student teams)	Person from Companies (Company teams)
Presentation	August 26 (Wed.)	August 27 (Thu.)
Construction	August 26 (Wed.)	-
Aesthetic	August 26 (Wed.)	August 26 (Wed.)
Loading	August 27 (Thu.)	August 27 (Thu.)

1.3. Basic Event Information

Name: Japan Steel Bridge Competition & Asia Steel Bridge Competition 2026 (JSBC & ASBC 2026)

Venue: Seiren Dream Arena (Fukui Prefectural Gymnasium)

3-20 Fukumachi, Fukui City, Fukui 918-8027, Japan

Joint organizers: ASBC 2026 Organizing Committee

JSBC 2026 Organizing Committee

Dates: Tuesday, August 25 - Thursday, August 27, 2026

+ An excursion is planned for Friday, August 28.

1.4. General Notices

- The official languages are English and Japanese.
- The venue is a public facility. Please be considerate so as not to interfere with other facility users.
- Smoking is prohibited inside the venue. Please smoke only in designated smoking areas.
- Outdoor shoes may be worn in the Main Arena (competition venue); indoor shoes are not required.
- All visitors, including participating students, faculty members, company exhibitors, and observers, must register for the event.
- Waiting rooms are assigned as follows. Designated areas will also be available in the spectator seating (see Fig. 2.3).

Company representatives: Room 1; Faculty members: Room 2; Guests: Room 3

- Please change clothes only in the changing rooms.
- Persons who are feeling unwell on the day of the event may not participate in or observe the competition.
- The organizers cannot hold valuables. Please manage your own belongings and valuables.
- If arriving by car, please use the parking lot.
- Please take back all items you bring with you, including food and beverages.
- All other venue-related matters shall follow the venue rules.

1.5. Participation Fees (tentative)

- Team registration fee: JPY 20,000
- Participation fee (per person)
 - Student : JPY 5,000
 - Faculty advisor : JPY 15,000

2. Event Venue

2.1. Address

Seiren Dream Arena (Fukui Prefectural Gymnasium)
3-20 Fukumachi, Fukui City, Fukui 918-8027, Japan

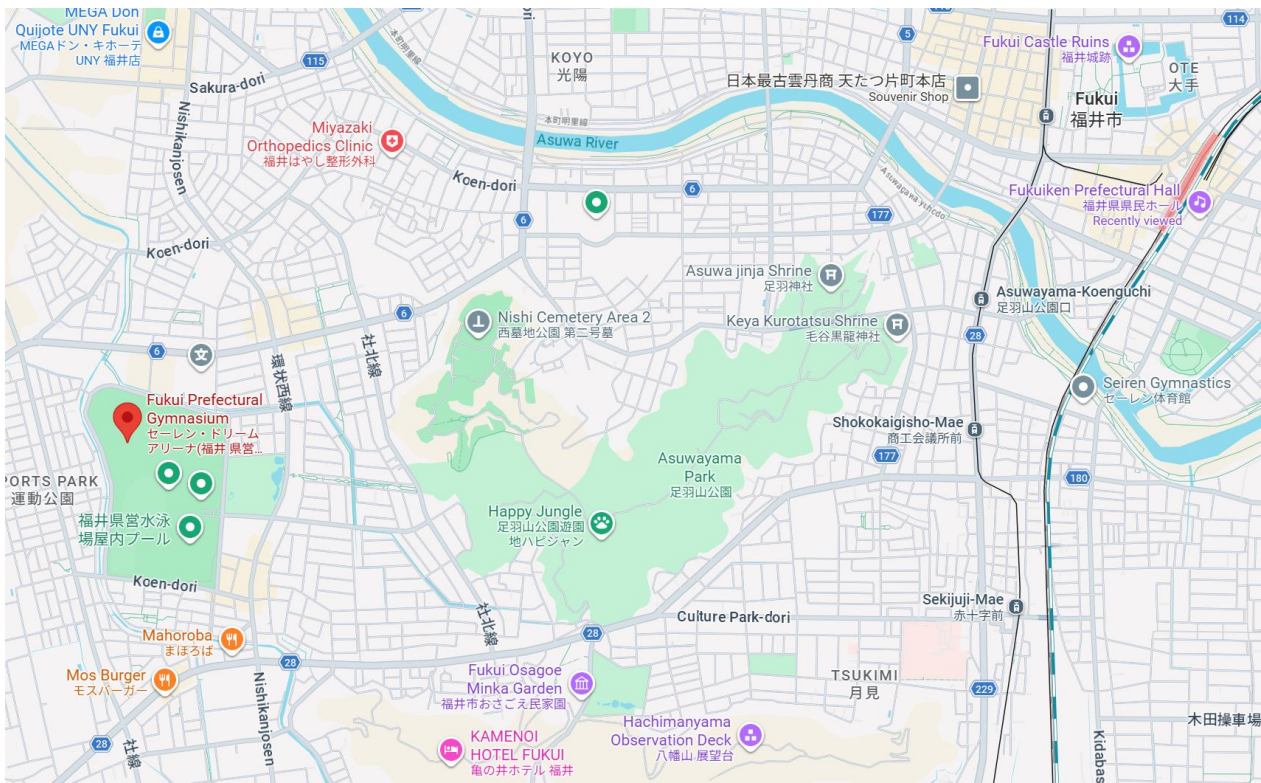


Fig. 2.1 Location of the event venue

2.2. Access

Approximately 15 to 23 minutes by bus from Fukui Station

[70] Sports Park Line (via Michimori High School): get off at Undokoen Minamimon bus stop

[71] Sports Park Line (via Bell-mae): get off at Undokoen Minamimon bus stop

Shuttle bus service from Fukui Station is also being planned

2.3. Floor Map

Seiren Dream Arena, Main Arena, 3,000 m²




Fig. 2.2 Image of the event venue

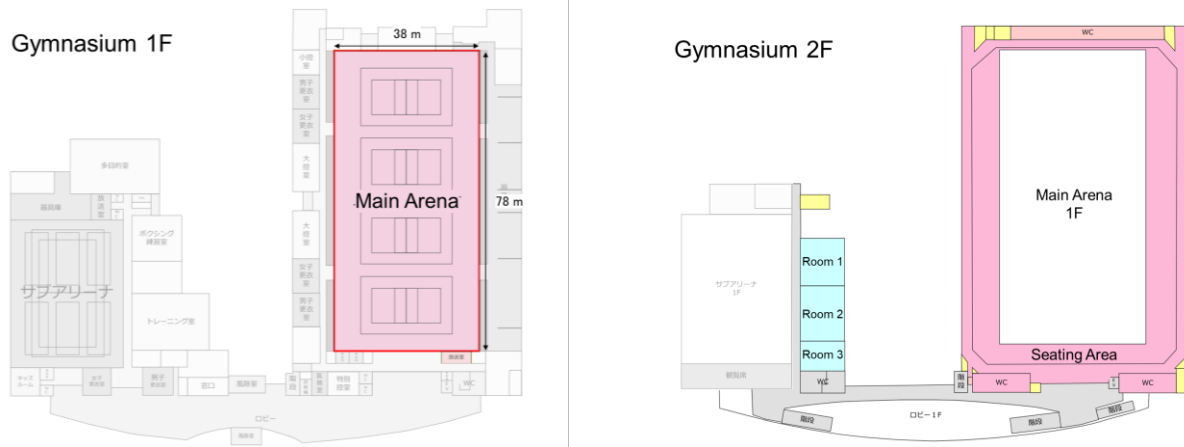


Fig. 2.3 Floor map of Seiren Dream Arena

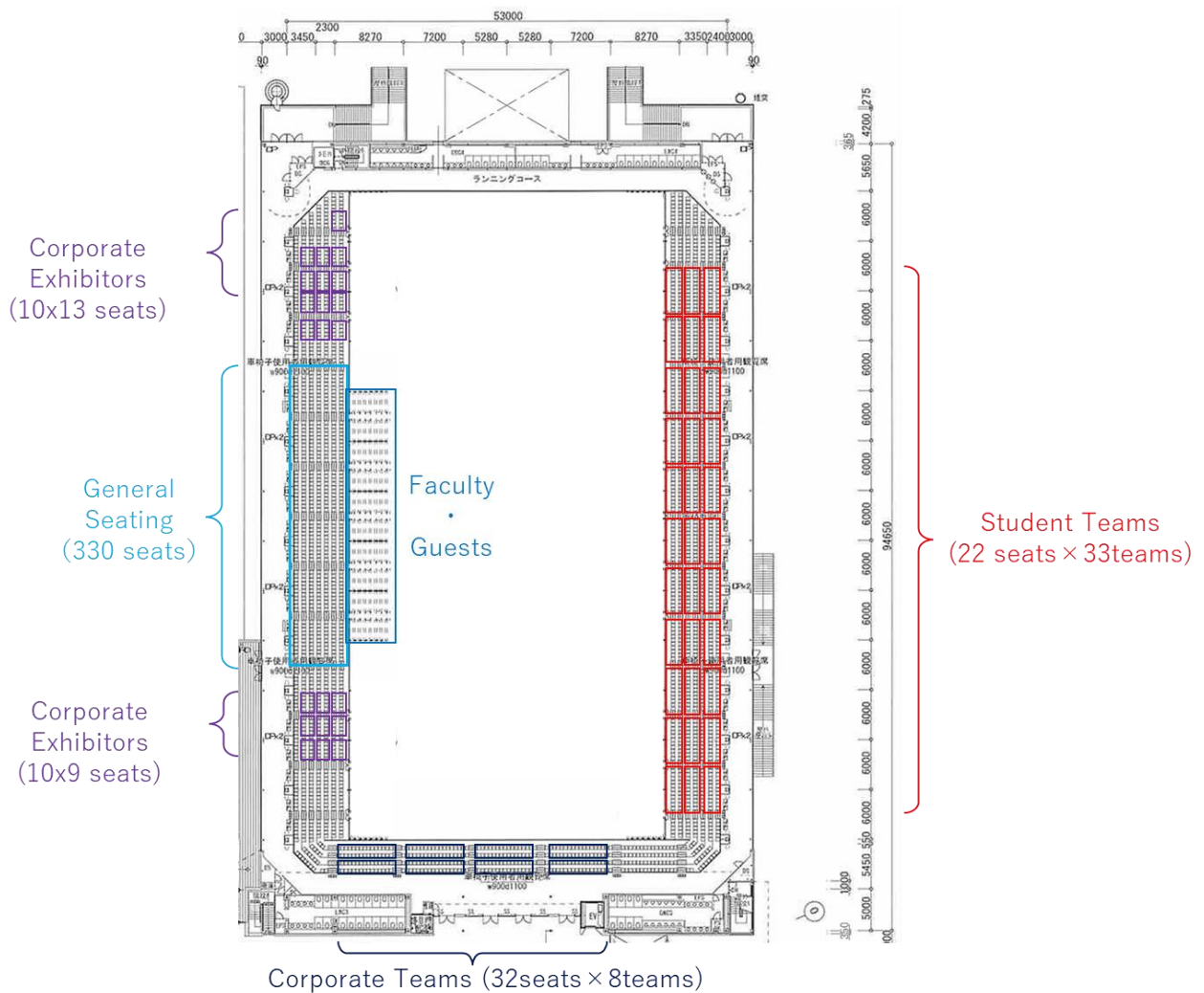


Fig. 2.4 Layout of the Main Arena and spectator seating

3. Schedule (tentative)

3.1. Schedule Overview

- Late May : Preliminary entry opens
- Late June : Final entry opens
- August 7 (Fri.) : Deadline of uploading the poster file for Presentation Competition
- August 7 (Fri.) : Deadline of uploading the poster file for presenting research activities
- Mid-August : Captains Meeting and Presentation Competition (online Q&A)
- Day 1 (August 25): Setup, practice, and registration
- Day 2 (August 26): Opening ceremony, Presentation Competition (poster presentation),
Construction Competition, and aesthetics voting
- Day 3 (August 27): Loading Competition, special lecture, and closing ceremony
- Day 4 (August 28): Excursion

3.2. Deadline

(1) Uploading the Poster File for the Presentation Competition

- The poster file for Presentation Competition must be uploaded by August 7 in PDF format.
- The purpose of this poster is to present your team's bridge for Presentation Competition.
- The poster size must be A0 size or smaller in portrait orientation. (W 841mm x H 1189 mm)
- The poster file will be made available online for the advance Q&A session of the Presentation Competition.
- The poster will be printed by the organizers. You do not need to print it or bring it to the venue.

(2) Uploading the Poster File for Presenting Research Activities

- The poster file for presenting research activities must be uploaded by August 7 in PDF format.
- The purpose of this poster is to introduce your team's recent research activities. The content is not limited to steel bridges; you may also present research in other fields, as well as your department, laboratory, or university.
- The poster size must be A0 size or smaller in portrait orientation. (W 841mm x H 1189 mm)
- The poster will be printed by the organizers. You do not need to print it or bring it to the venue.

3.3. Basic Competition Procedure

- Both the Construction Competition and Loading Competition will be conducted in a round format, in which multiple teams start simultaneously.
- Student teams will be divided into four blocks, A, B, C, and D (approximately eight teams per block).

3.4. Detailed Schedule

Table 3.1 Overview of Time Schedule

		Date and Time
Presentation	Advance Q&A is opened from August 18 12:00 to August 20 15:00 (UTC+09:00) Voting is opened from August 19 12:00 to August 21 15:00 (UTC+09:00)	
	August 26 (Wed.)	Round 1 is from 09:30 to 10:45
		Round 2 is from 11:00 to 12:15
		Voting is from 12:15 to 12:45
Construction	August 26 (Wed.)	Round 1 is from 13:30 to 14:20
		Round 2 is from 14:30 to 15:20
		Round 3 is from 15:30 to 16:20
		Round 4 is from 16:30 to 17:20
Aesthetic	August 26 (Wed.)	Voting is from 17:40 to 19:00
Loading	August 27 (Thu.)	Round 1 is from 11:00 to 11:45
		Round 2 is from 11:45 to 12:30
		Round 3 is from 13:15 to 14:00
		Round 4 is from 14:00 to 14:45

August 25 (Tue.)

8:30-12:00	Organizers	Floor protection, competition-field protection, and company exhibition booth setup
11:00-14:30	Organizers & students	Construction-lane setup
15:00-18:30	Student teams	Construction practice (45 minutes) and poster display
19:00	Venue closes	

August 26 (Wed.)

8:30	Venue opens	
8:50-9:15	Opening ceremony	
9:30-19:00	Company exhibition	
9:30-10:45	Student teams	Poster Presentation (Round 1, odd-numbered teams)
11:00-12:15	Student teams	Poster Presentation (Round 2, even-numbered teams)
12:15-12:45	Student teams	Poster Presentation Competition voting
13:30-14:20	Student teams	Construction Competition (Round 1, Block A)
14:30-15:20	Student teams	Construction Competition (Round 2, Block B)
15:30-16:20	Student teams	Construction Competition (Round 3, Block C)
16:30-17:20	Student teams	Construction Competition (Round 4, Block D)
17:30-17:40	Group photo	
17:40-19:00	Student teams	Aesthetics voting
19:30	Venue closes	

August 27 (Thu.)

8:30	Venue opens
9:00-15:00	Company exhibition
9:00-10:00	Company teams Poster Presentation Competition
10:15-11:00	Company teams Loading Competition (Round 0, Block E)
11:00-11:45	Student teams Loading Competition (Round 1, Block A)
11:45-12:30	Student teams Loading Competition (Round 2, Block B)
13:15-14:00	Student teams Loading Competition (Round 3, Block C)
14:00-14:45	Student teams Loading Competition (Round 4, Block D)
15:00-16:00	Packing and removal work
	Student teams Bridge disassembly, packing, and removal of competition equipment
	Organizers Removal of field protection
16:00-17:00	Special lecture
17:15-18:00	Award ceremony and closing ceremony
18:15-19:45	Removal work
	· Organizers and students Removal of floor protection
	· Organizers Cleaning and final check
20:00	Venue closes

August 28 (Fri.)

Excursion (tentative)

8:30	Meeting at Fukui Station
9:00-10:00	Visit Fukui Tekkou Co. (福井鐵工株式会社)
10:50-11:45	Visit Tuginbo cliffside (東尋坊) or Fukui Prefectural Dinosaur Museum (福井県立恐竜博物館)
12:00	Return to Fukui Station

4. Competition Procedures

Detailed rules for the competitions shall follow the JSBC 2026 Rulebook.

4.1. Presentation Competition

Participants: Student teams and Company teams

Date and time:

August 18 (Tue.), 12:00 - August 20 (Thu.), 15:00 (Student Division, advance Q&A in online)

August 26 (Wed.), 9:30 - 12:15 (Student Division, poster presentations)

August 27 (Thu.), 9:00 - 10:00 (Company Division, poster presentations)

[Student Division]

The Student Division will consist of Q&A in online conducted in advance and poster presentations conducted on the event day.

(1) Advance Q&A in online

- Poster files (PDF) will be made available online to event participants, and questions and answers will be exchanged by message.
- Faculty members will vote based on the submitted materials and Q&A content.
- Q&A session is from August 18 (Tue.), 12:00 to August 20 (Thu.), 15:00.
- Voting by Faculty members is available from August 19 (Wed.), 12:00 to August 21 (Fri.), 15:00.

(2) Poster presentations

- Poster presentations will be conducted in two rounds (75 minutes per round, with 15 minutes transition).
- Odd-numbered teams will present in Round 1, and even-numbered teams will present in Round 2.
- Voting will be conducted after the two rounds are completed; faculty members, guests, and student teams will vote.

[Company Division]

The Company Division will consist of poster presentations conducted on the event day.

(1) Poster presentations

- Poster presentations will be conducted in one round (60 minutes).
- Faculty members and student teams will vote.

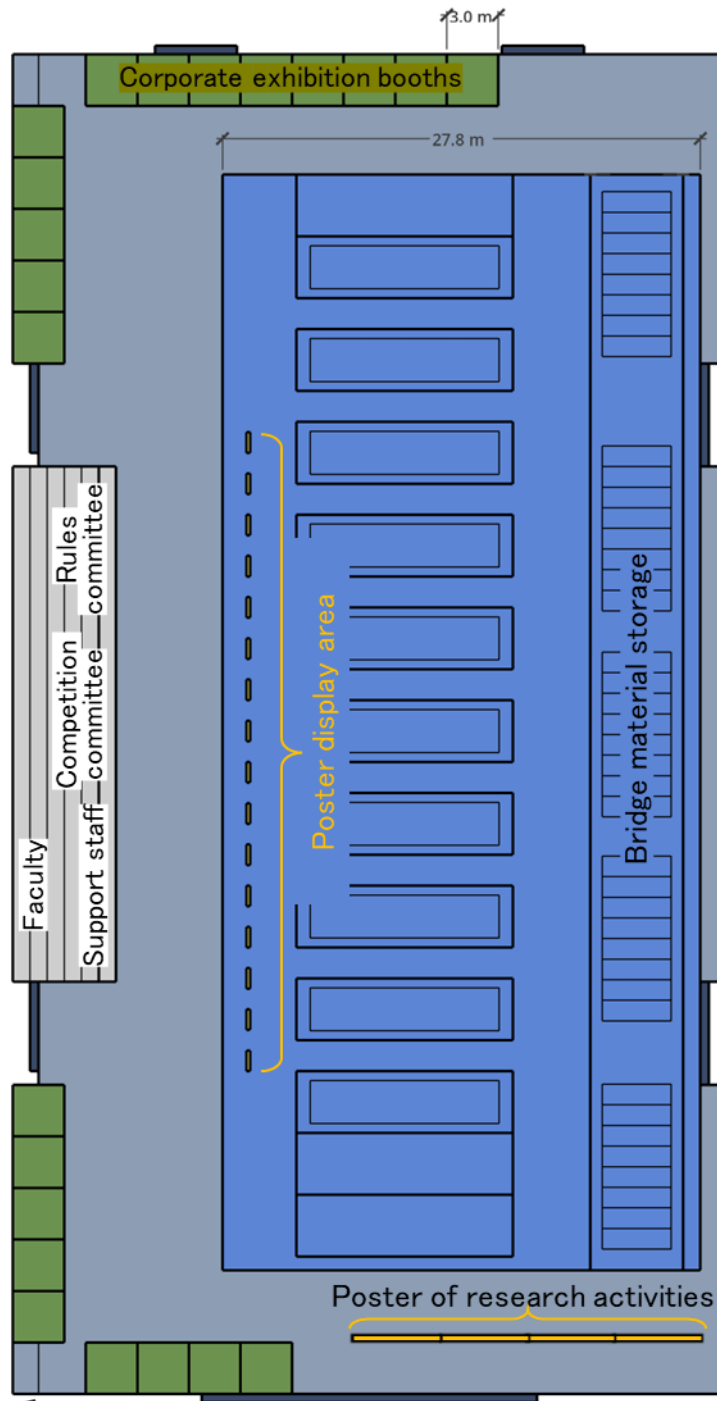


Fig. 4.1 Layout of the Presentation Competition

4.2. Construction Competition

Participants: Student teams

Date and time: August 26 (Wed.), 13:30 - 17:20

- The Competition committee will lead the competition procedure.
- Eight competition lanes and five reserve lanes will be arranged in the competition hall.
- A total of 4 rounds will be conducted (8 teams x 4 rounds; 50 minutes per round).
- The procedure will consist of construction yard preparation, Construction Competition, completed-bridge inspection, weight measurement, and photography.
- The time for each round includes preparation, construction, and completed-bridge inspection.

(1) Construction yard preparation

- The target time for construction yard preparation is 10 minutes.
- Judges will complete clothing checks and member checks during this time.

(2) Construction Competition

- Construction will, in principle, start simultaneously for all teams in the round.
- The maximum construction time is 30 minutes.
- Teams that exceed 30 minutes will move to a reserve lane and continue construction work.

(3) Completed-bridge inspection

- The Rules committee and assistants will conduct the inspection.
- The inspection will, in principle, be conducted on the construction field.
- If the completed-bridge inspection is unlikely to finish within the round time, the team will move to a reserve lane for the inspection.

(4) Weight inspection

- Weight measurement will be conducted by the Rules Subcommittee or assistants.
- Bridges will be moved to the weight measurement area for measurement.

(5) Photography

- The PR committee or assistants will take photographs.
- Photographs will be taken at the weight measurement area or in a reserve lane.

(6) Movement

- Faculty members or assistants will guide teams during movement.
- Bridges will be moved to the display space.

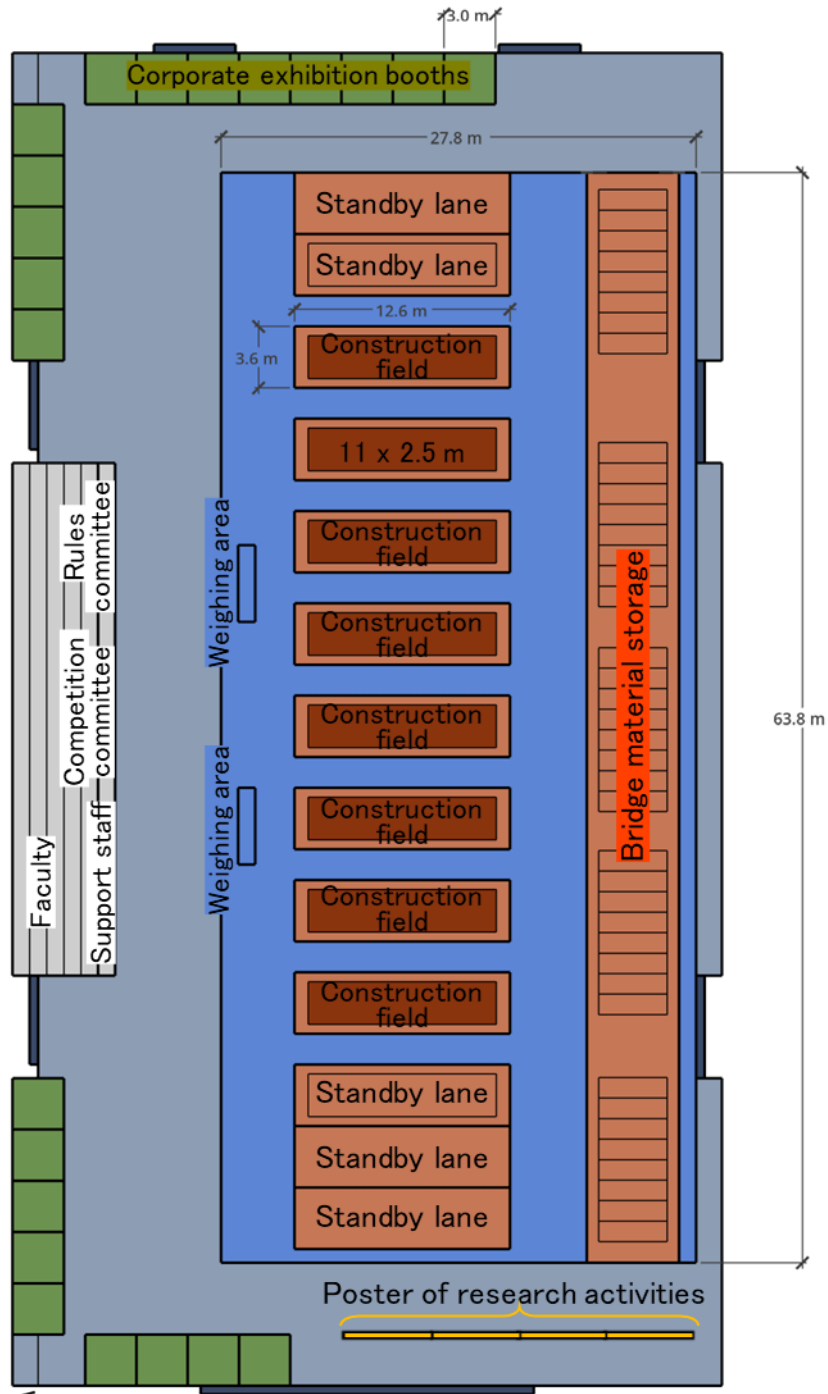


Fig. 4.2 Layout of the Construction Competition

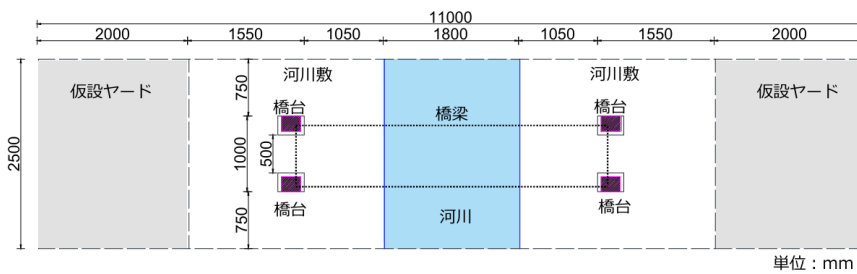


Fig. 4.3 Construction field

4.3. Aesthetics Competition

Participants: Student teams and Company teams

Date and time: August 26 (Wed.), 17:40 - 19:00

[Student Division]

Faculty members, guests, company exhibitors, student teams, and company teams will vote.

[Company Division]

Faculty members, guests, company exhibitors, student teams, and company teams will vote.

4.4. Loading Competition

Participants: Student teams and Company teams

Date and time: August 27 (Thu.), 10:15 - 11:00 (Company Division)

August 27 (Thu.), 11:00 - 14:45 (Student Division)

- The Competition committee will lead the competition procedure.
- Eight competition lanes and two reserve lanes will be arranged.
- The procedure will consist of bridge and displacement-gauge setup, loading, and unloading.
- The time for each round (45 minutes) includes bridge setup, displacement-gauge setup, loading, unloading, and movement.

[Student Division]

A total of four rounds will be conducted (8 teams x 4 rounds = 32 teams; 45 minutes per round).

(1) Bridge and displacement-gauge setup

- The Competition Subcommittee and assistants will conduct the setup.
- Judges will complete clothing checks and other checks during this time.

(2) Loading

- Loading will, in principle, start simultaneously for all teams in the round.
- The loading time shall be within 15 minutes.
- Deflection values will be recorded for each team after loading is completed.

(3) Unloading and movement

- After deflection values are recorded, the load shall be removed promptly.
- Teams will move their bridges after unloading is completed.

[Company Division]

Same as the Student Division.

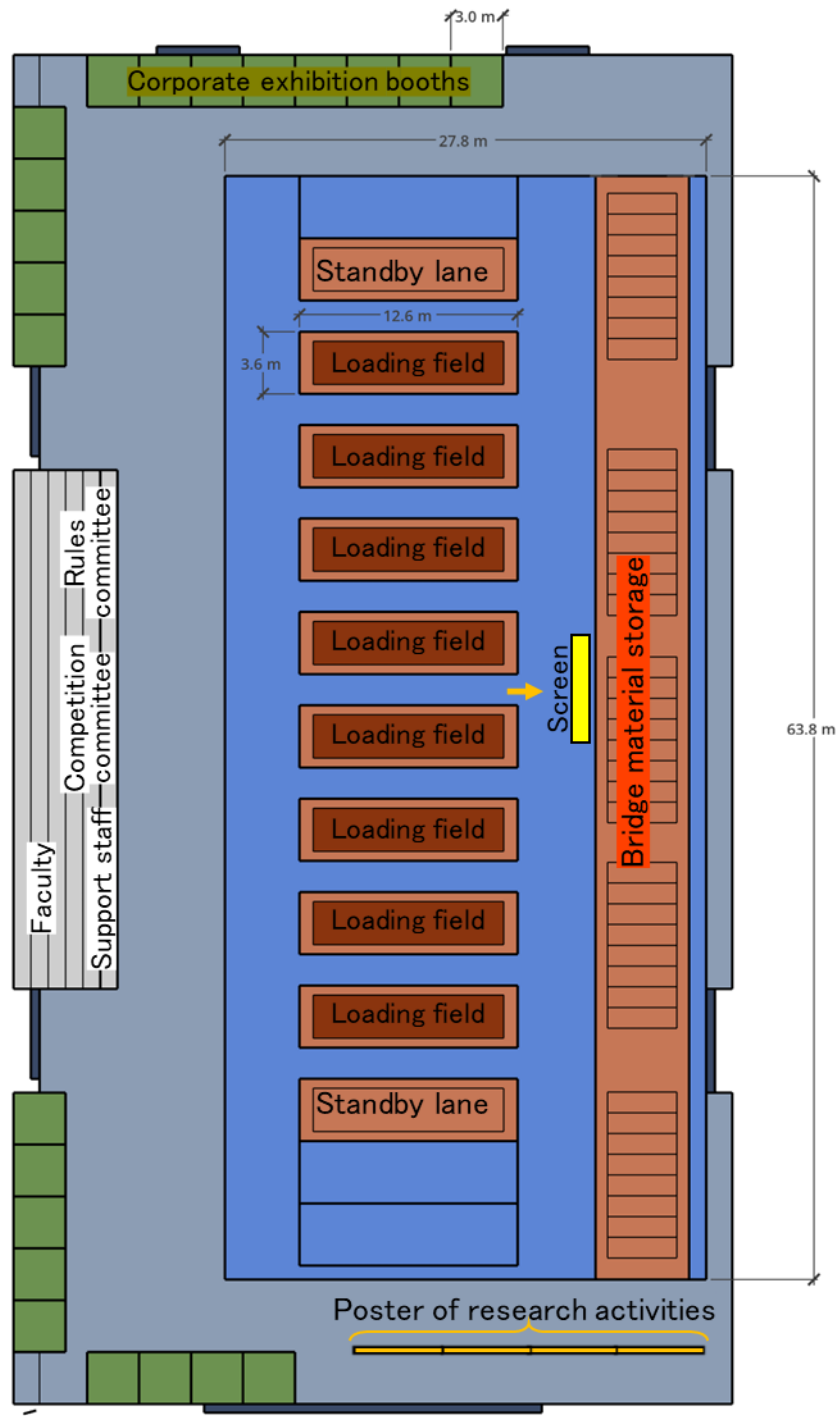


Fig. 4.4 Layout of the Loading Competition

5. Company Exhibition

An image of a company exhibition booth is shown in Fig. 5.1. Booth locations are shown in Fig. 5.2.

- Booth space is W300 x L300 x H210 cm.
- Display panels consist of five panels, each W100 x H210 cm.
- Up to two long tables and three folding chairs will be available.
- At least one outlet will be prepared for each company.
- Please ensure that all contents fit within the booth space.

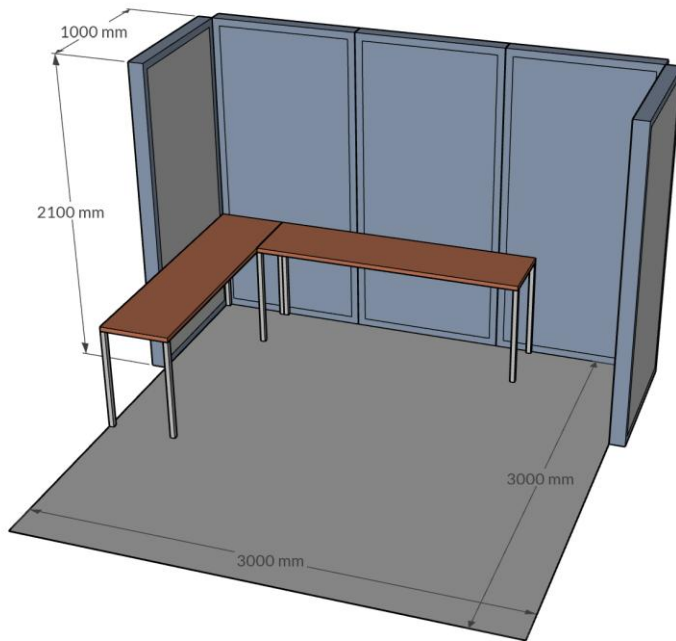


Fig. 5.1 Image of a company exhibition booth

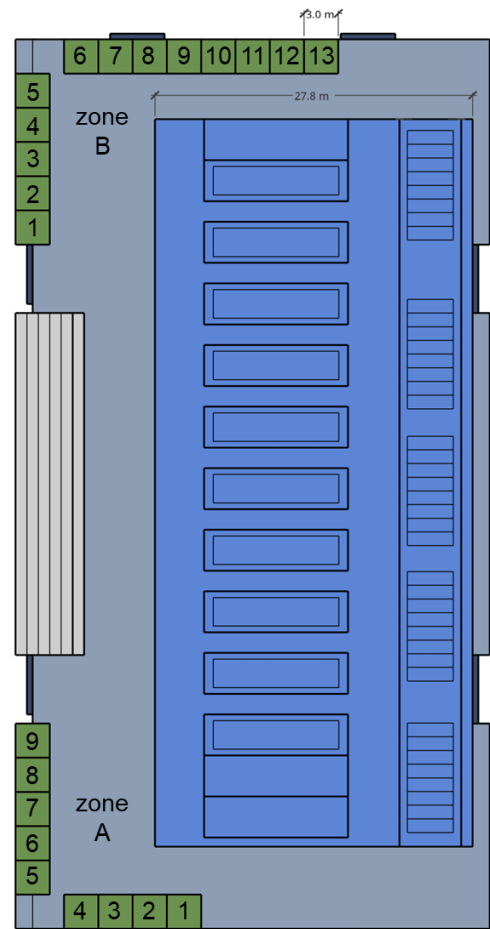


Fig. 5.2 Booth Locations

6. Participating Schools and Companies

[Student Division]

Approximately 32 schools are planned, accepted on a first-come, first-served basis.

	School Name	Country	Group	Presentation	Construction	Loading
1	Sample) Bridge university	Japan	A	Round 1	Round 1	Round 1
2						
3						
4						
5						
6						
7						
8						
9						
10						
11						
12						
13						
14						
15						
16						
17						
18						
19						
20						
21						
22						
23						
24						
25						
26						
27						
28						
29						
30						
31						
32						

[Company Division]

Approximately 8 companies are planned, accepted on a first-come, first-served basis.

	Company Name	Main Business Field	Group
1	Sample) Bridge Inc.	Design / Construction	E
2			
3			
4			
5			
6			
7			
8			

[Company Exhibition]

Approximately 22 companies are planned, accepted on a first-come, first-served basis.

	Company Name	Main Business Field	Booth No.
1	Sample) Bridge Inc.	Design / Construction	A-1
2			
3			
4			
5			
6			
7			
8			
9			
10			
11			
12			
13			
14			
15			
16			
17			
18			
19			
20			
21			
22			